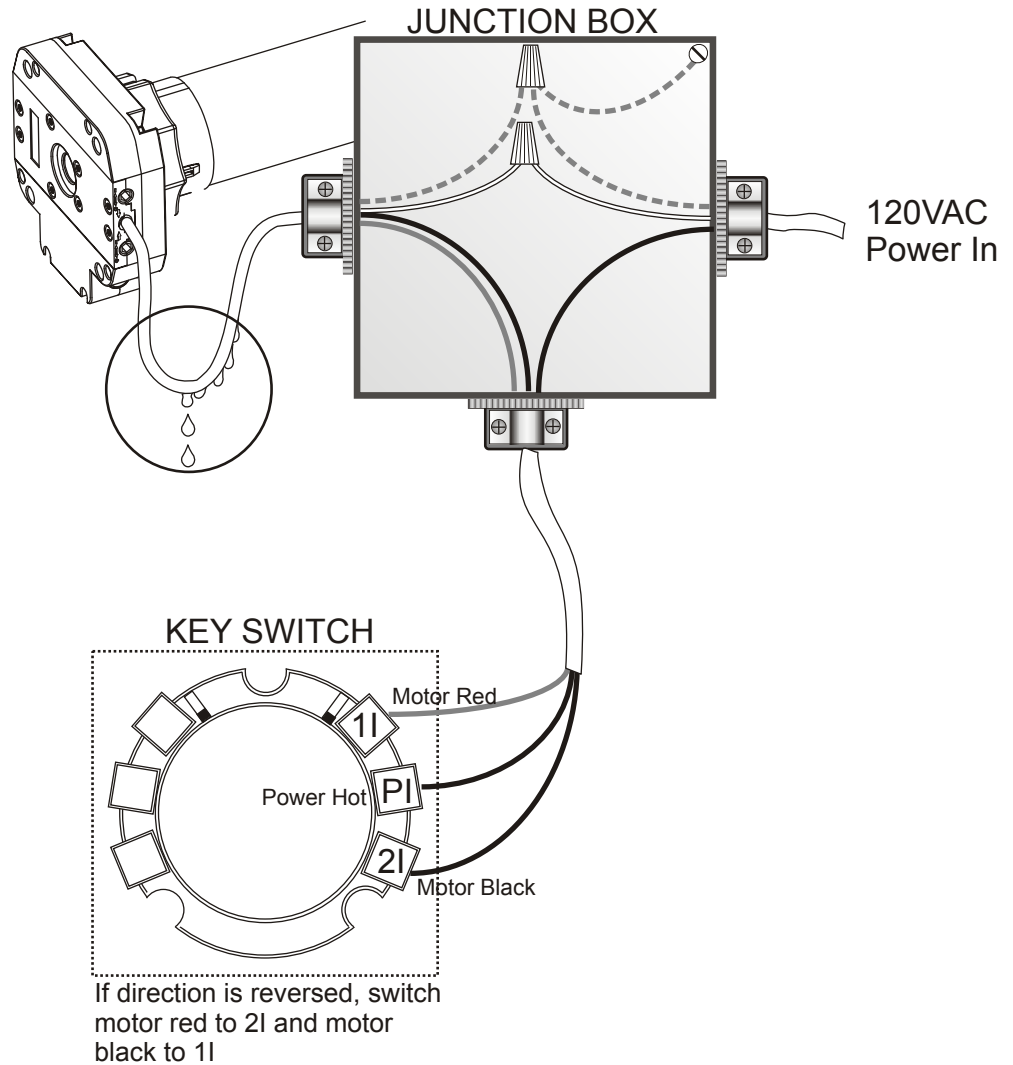


UNIVERSAL KEY SWITCH

- **NOTICE:** For installation by a qualified electrician in accordance with national and local electrical codes, and the following instructions.
- **CAUTION: RISK OF ELECTRICAL SHOCK.** Disconnect power before installing. Never wire energized electrical components.
- Select conductors having 90°C or higher rated insulation having sufficient ampacity in accordance with the 60°C column of National Electrical Code® table 310-16 or Canadian Electrical Code Table 2.
- DO NOT USE TIN CONDUCTORS.

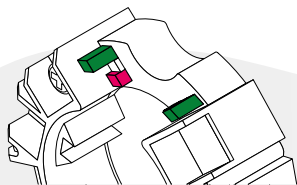
⚠ WARNING:

- **DO NOT** wire more than one operator to a single pole switch. A second operator can be wired to the second pole of a double pole switch.
- **DO NOT** connect two switches to an operator without a relay.

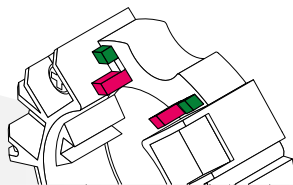


WIRING CHART

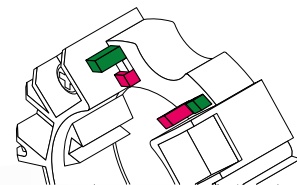
MOTOR CABLE	POWER 120VAC	
BLACK	HOT	=====
WHITE	NEUTRAL	=====
GREEN	GROUND	-----
RED		=====



Red Button Depressed
Momentary Contact



Green Button Depressed
Maintained Contact



Maintained/Momentary
Selection Can Be Mixed

UNIVERSAL KEY SWITCH

- * One Motor Reference Number
- * One Key Switch 2004964